



MENTOR

DR. RACHIT WALIA (BDS, MDS) DID HIS GRADUATION IN 2004 FROM VINAYAKA MISSION DENTAL COLLEGE, LUCKNOW AND HIS MASTERS IN 2008 FROM SUBHARTI UNIVERSITY, MEERUT, UP.

HE IS CURRENTLY WORKING AS ASSOCIATE PROFESSOR IN, ITS DENTAL COLLEGE, IN DEPT. OF RESTORATIVE DENTISTRY & ENDODONTICS, GREATER NOIDA, UP.

HE IS SPECIALIZED IN MICRO ENDODONTICS. HE IS ASSOCIATED WITH DENTSPLY ACADEMY AS ENDODONTIC TRAINER AND SPEAKER AND REGULARLY CONDUCTING ENDODONTIC WORKSHOPS.

HE IS ATTACHED AS CONSULTANT ENDODONTIST SL JAIN HOSPITAL IN DELHI.

TO HIS CREDIT MANY PUBLICATIONS IN NATIONAL AND INTERNATIONAL JOURNALS.

HE IS SPECIALIZED IN MICRO-ENDODONTICS, RETREATMENTS AND COMPLEX CASES, POST AND CORE, CERAMIC INLAYS & ONLAYS, CERAMIC AND COMPOSITE VENEERS, COMPLEX RESTORATIONS, VITAL & NON VITAL BLEACHING PROCEDURES.

BUT HIS QUEST FOR LEARNING TOOK HIM TO FAST GROWING FIELD OF DENTAL IMPLANTS WHICH HAS BECOME A VIABLE TREATMENT OPTION FOR MISSING TOOTH REPLACEMENT; THEREFORE, HE DID FIRST BASIC THAN ADVANCE COURSE IN ORAL IMPLANTOLOGY.

DR. RACHIT HAS SPECIAL INTEREST IN TEACHING AND HAS CONDUCTED MANY WORKSHOPS AND HANDS ON COURSES IN ADVANCE ENDODONTICS AND RESTORATIVE DENTISTRY.

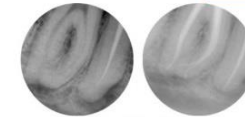
DR. RACHIT HAS SET UP HIS OWN ACADEMY AND DENTAL PRACTICE (KV DENTALS) FOR VARIOUS DENTAL COURSES. HE IS PERFECT BLEND OF ACADEMIC AND CLINICAL DENTISTRY.



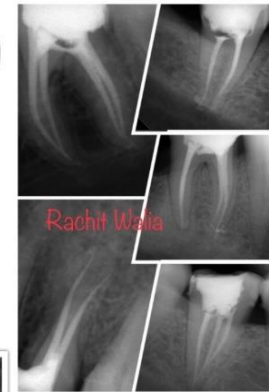
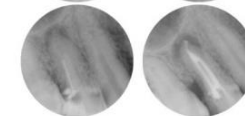
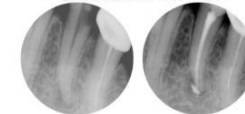
GLIMPSE OF OUR PREVIOUS ADVANCED - ENDO EVENTS



GALLERY



ON MY WAY
@ RACHIT WALIA



Rachit Walia



Rachit Walia



Dr Rachit walia

CONTENTS (ANY THING TO ASK, ANY THING TO DO)

LECTURES

1) BASIC ENDODONTICS (BRIEF REVISION)

- A) DIAGNOSIS (CBCT STUDY)
- B) RUBER DAM
- C) ACCESS OPENING
- D) IRREPLACEABLE HAND FILE

2) ADVANCE ENDODONTICS

- A) APEX LOCATORS -WORKING LENGTH
- B) CURRENT CONCEPTS OF CLEANING & SHAPING
- C) ULTRASONICS
- D) IRRIGATION PROTOCOLS AND TECHNIQUES
- E) 3D- OBTURATIONS
- F) MODERN ARMAMANTARIUM

3) MAGNIFICATION WITH LOUPES

4) MICROSCOPE

- A) ABOUT
- B) ERGONOMICS (DAY TO DAY USAGE)
- C) DOCUMENTATION/PHOTOGRAPHY

HANDS ON (EXTRACTED TEETH AND BLOCKS)

- 1) ACCESS OPENING
- 2) APEX LOCATORS
- 3) CLEANING & SHAPING
- 4) OBTURATIONS
- 5) PERFORATION REPAIR
- 6) NEGOTIATION OF SEVERE CURVATURES
- 7) AVOID FRACTURE OF INSTRUMENTS
AND RETREATMENT
- 8) PLAY WITH MICROSCOPE
- 9) OUR CASES FOR DISCUSSIONS



AN ISO 9001:2008 CERTIFIED



PRESENTS

HAND FILES NEW VISION ----- NEW JOURNEY MICROENDODONTICS

(2 DAYS HANDS ON COURSE)

“ADVANCE ENDODONTICS UNDER MICROSCOPE”

(ONE ON ONE WITH MICROSCOPE)

NEW BATCH STARTS

{5 SEATS ONLY}

COURSE FEE- Rs. 21500/- (ALL INCLUSIVE)



Venue :

KV Dentals

13-A, MIG Flats, Gulabi Bagh,
Near Shastri Nagar Metro Station, Delhi-110007

8810537370., 09910840897

drrachitwalia@rediffmail.com, www.kvdentals.com

TIMINGS : 9 AM - 4 PM

REGISTRATION FORM

Name

Qualification.....

Address

.....

.....

Phone.

E-Mail

BANK DETAILS (FOR NEFT/RTGS)

RACHIT WALIA

HDFC BANK, BARAKHAMBA ROAD BRANCH

SAVINGS ACCOUNT No.- 07081000013018

IFSC CODE : HDFC0000708

(ADVANCE REGISTRATION FEE PAYMENT
FOR CONFIRMATION)

INCLUSIONS ON BOTH DAYS :

Breakfast, Tea, Lunch,

MATERIAL WORTH INR 6000/-

Certificate

Bring your one patient and treat

Under microscope

All consumable materials and

Equipments shall be provided.

Kindly bring extracted teeth.